

crosswater^x
— LONDON —



"I wanted to build a company that was focused entirely on its customers, their specific needs and delivering exceptional levels of service."

"From the start, we introduced new and innovative products that differentiated us from the competition and delight our customers... always."

Dave Hance, Founder


Dave Hance

crosswater^x
— LONDON —

Crosswater London offers a complete bathroom solution, delivering European design and British style in distinctive ranges of brassware, fixtures and accessories. A curated collection of instinctively innovative products, Crosswater London offers products for every design genre from the sleek and modern to classic and traditional. Sourcing the finest materials, skilled craftsmanship and time-honored manufacturing techniques, Crosswater London is dedicated to creating products of form, function and beauty for every bath space.

Founded in 1998, Crosswater London is part of the Bathroom Brands Group, Europe's largest independently-owned bathroom manufacturer serving 25 countries. Global headquarters are located in the UK, at Lake View House, our purpose-built 129,000 square foot state-of-the art facility. Dedication to product design, innovation, craftsmanship, and keen attention to customer service are the primary reasons for our continued success.

British Style. European Design. Distinctive Character.
Explore the hand-forged artistry and exquisite quality of Crosswater London.



UNION

by crosswater^x
LONDON

PRECISION BRASSWARE CAST IN ITALY

UNION, setting a new standard in brassware engineering, style and performance. This innovative collection is a leap forward in design for the contemporary bathroom. Presenting Italian artisanry at its finest, each component is precision-machined, cast, polished and perfected to offer an uplifting bathroom experience.

In a move to challenge the traditional concept of bathroom fittings, UNION is engineered to provide unparalleled functionality and designed to make a statement. Only the very best components are used, coupled with stringent quality standards resulting in a product that will stand the test of time.

UNION brings you four distinctive finishes available across a complete collection of bathroom faucets, shower valves, shower heads and bath fillers.

Born of innovation. Built to exceed expectation. UNION.





POLISHED
CHROME

BRUSHED
BLACK CHROME

BRUSHED
NICKEL

UNLACQUERED
BRASS



LEVER OPTIONS

LEVER

Elegant in form and streamlined for effortless operation, the UNION Lever is crafted to appeal to those seeking an industrial aesthetic. Knurled detailing to the handle provides both tactility and a contemporary edge.

WHEEL

The UNION Wheel is a design differentiator, and introduces a unique industrial character into bathroom brassware design. Stunning knurled edging offers a functional grip, complemented by the handle's robust silhouette and cutting-edge styling.

RED LEVER OR WHEEL

For those with a penchant for bold design, opt for the UNION Red Lever or Wheel. Featuring the range's exquisite knurled surface, this confident pop of color complements all brassware finishes in the collection.





crosswater^x
LONDON

MPRO

NOW AVAILABLE IN FIVE DISTINCTIVE FINISHES

The established choice for high quality bathrooms, MPRO delivers the very best in brassware engineering. Combining superb function and precision design, the result is a complete collection of bathroom faucets, valves, and shower heads that meets the exacting demand of today's modern bathroom.

Two new finishes join the MPRO collection, Brushed Brass and Matte Black, in addition to the introduction of a stunning knurled detail, creating a bathroom that is as beautifully crafted as it is designed.

The finest components and materials ensure that MPRO delivers on flow performance, and as importantly, safety and water efficiency, with IAPMO certification.

Iconic definition. Versatile style. MPRO.



POLISHED CHROME



MATTE BLACK



BRUSHED BRASS



STAINLESS




POLISHED NICKEL



NEW
MATTE BLACK
FINISH



NEW
BRUSHED BRASS
FINISH



NEW
KNURLED
DETAIL

A stunning display of artisan metal craft, MPRO's knurled detailing is expertly machined to create this highly decorative accent. The tactile surface is available on the single-hole basin faucet, and is presented in Polished Chrome, Stainless, Matte Black and Brushed Brass.



crosswater[✕]
LONDON

WISP

MINIMALIST LINES MAXIMUM IMPACT

The Wisp Collection offers a sleek profile in luxuriously smooth finishes for a crisp, cohesive bathroom design.

Wisp brassware is comprised of basin faucets, tub faucets, shower valves and accessories. Reflect personality with the perfect finish of highly-polished chrome, polished nickel, or matte stainless.

Defining contemporary with simple elegance. Wisp.




crosswater^x
LONDON

DIAL




Push the top dial once to start/
stop water flow



Turn to increase/reduce the
water flow



Turn the middle dial to adjust
the temperature




Push the bottom dial to start/
stop water flow of an
additional outlet

PUSH-BUTTON VALVE TECHNOLOGY

Dial enables you to precisely control the flow of the water as well as the temperature for total control over your bathing and showering experience. With 11 separate flow positions, this innovation not only looks smart with three designs, it's smart on the inside using pioneering flow control technology and is available in both single and double outlet options.

Intuitive, precise control. Effortless performance.
Dial up style with cutting-edge technology.



DIAL CENTRAL



DIAL BELGRAVIA



DIAL MPRO



Waldorf

A TRULY EVOCATIVE COLLECTION

Classic in inspiration and influenced by early twentieth-century style, Waldorf is expertly designed and produced in Europe to represent the ultimate in bathroom luxury.

A modern interpretation of Art Deco excellence, Waldorf blends geometric lines with softened edges for a sculpted, striking profile.

Enduring and elegant. Waldorf.



A collection of brassware and fixtures displaying the highest level of quality and aesthetics in sumptuous polished chrome or polished nickel finishes.







Engineered to the highest specifications, Waldorf illustrates world-class design. Explore the entire collection of basin and tub fittings, shower sets, accessories and fixtures including the newly introduced Waldorf freestanding bathtub.



ARCADE

*Arcade defines space with a nod to
bygone design eras*

Exquisite fittings and ceramics of strong form and graceful lines tell a story of refined elegance. State-of-the-art craftsmanship combines with Belle Époque styling to create masterpiece bath fittings and fixtures for a truly unique decor.

Arcade is the art of the bath.



*European design with British attitude.
Begin your journey with Arcade.*



The finest materials, period styling and luxurious brassware finishes give Arcade a majestic beauty.

crosswater^x
LONDON

BELGRAVIA

*Stunning & classically-designed
brassware.*

Belgravia lends an historic pedigree to traditional bathroom design. Precise detailing, hand-polishing and inscribed indices set this collection apart, creating a bathroom that is period in style yet superior in function.


Belgravia indulges the bathroom with an uncompromising sensibility.

Authentic luxury for discerning tastes. Belgravia.



Complete the look with accessories.

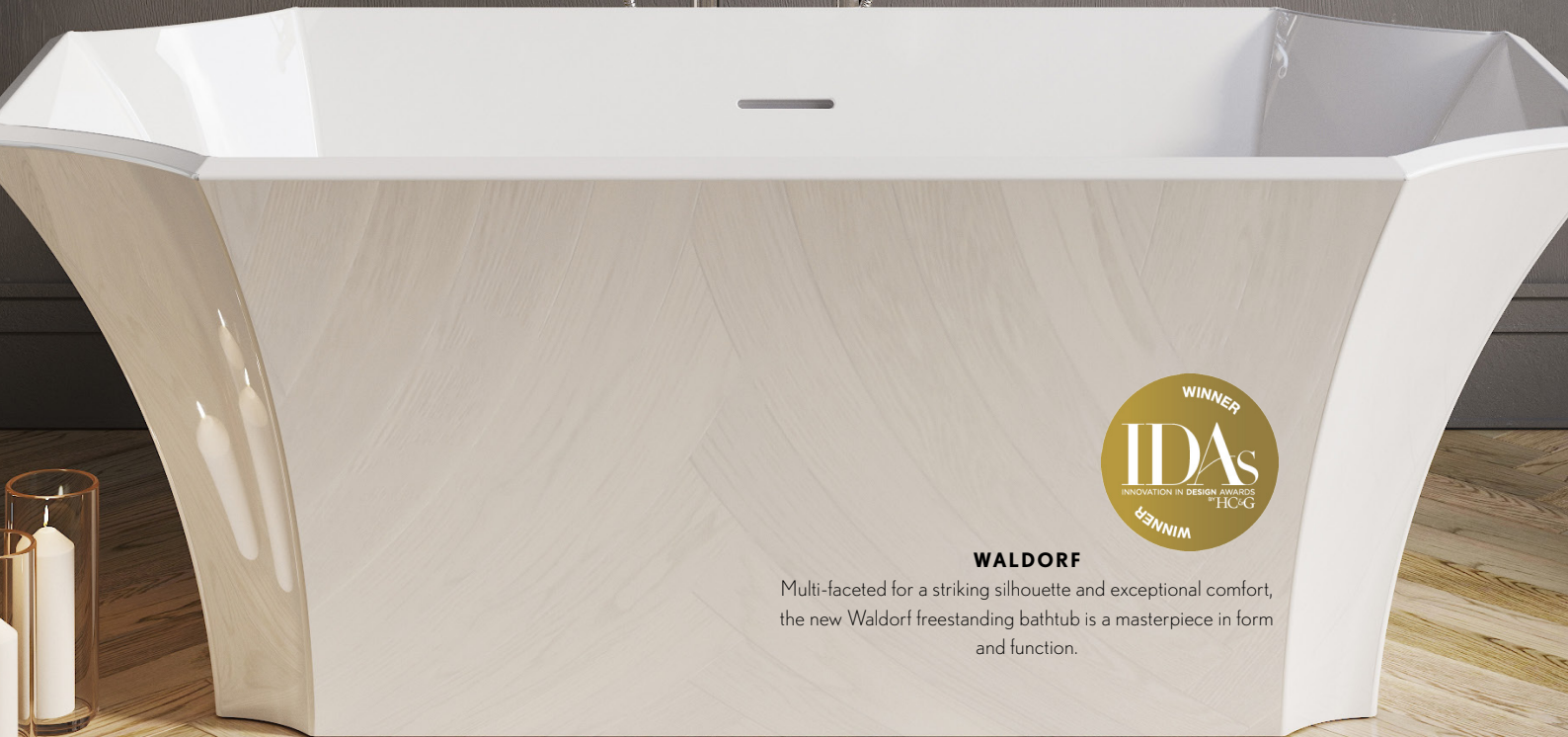
Crafted to complement our brassware collections, appoint your bathroom with the finishing touches. Choose our signature styling in a selection of paper holders, robe hooks and towel holders.



BATHTUBS

At the core of our collection is enduring design and groundbreaking materials.

Every Crosswater London bathtub is engineered for long-lasting beauty and exceptional performance. From classic to modern, Crosswater London bathtubs anchor the bathroom in brilliance and style.



WALDORF

Multi-faceted for a striking silhouette and exceptional comfort, the new Waldorf freestanding bathtub is a masterpiece in form and function.



FORMOSO

The pared down lines and ergonomic shape support a balanced environment for a soothing soak.



BALTHAZAR

Generous proportion wrapped in perfectly polished stainless (shown here) or luxurious polished nickel, Balthazar exudes old-world elegance for an elevated bathroom experience.



WALDORF

Offering powerful style and soft elegance, the Waldorf Back-to-Wall tub translates opulence with cutting-edge appeal.



SONTUOSO

Alluring and timeless, Sontuoso's sharp lines are a statement in strength and simplicity.



PURO

Designed to ensure complete relaxation, the curvature of the Puro adds a luxurious softness to a contemporary space.



FLORENZA

Gentle curves and clean lines offer a softened, graceful silhouette that complements a traditional or contemporary setting.



PALERMO

Anchored in architectural appeal, the minimalist style of Palermo offers function and beauty that goes the distance.



VICENZA

Elegant tapering edge details add to the stunning and sophisticated design of Vicenza.



TEARDROP

The dramatic lines and organic shape of Teardrop define space with a natural beauty.



PATINATO

Generous proportions and sleek styling combine for a dynamic statement with the Patinato.



NUVOLA

A work of art for an inspired personal oasis, Nuvola defines space in unique style.



CLASSICO

State-of-the-art materials combine with period authenticity to make Classico the ultimate in design excellence and bathing comfort.



BATELLO

Enhance the traditional space with the elegance and fine detail achieved in the Batello double-slipper clawfoot bathtub.



crosswater^x
— LONDON —

393 Fortune Boulevard, Milford, MA. 01757

Tel: 844-992-8371

Email: info@crosswaterlondon.com

crosswaterlondon.com



Part of the Bathroom Brands Group

Lookbook | September 2018